

Task 4 – Shadow art**Task 6 – Kitchen Science – washing hands – bread experiment**

- ❖ If possible – get 3 pieces of bread (not mouldy).
- ❖ Bread 1 – do not touch – put into a clear bag with tongs
- ❖ Bread 2 – touch the bread with “dirty / unwashed” hands – put into clear plastic bag
- ❖ Bread 3 – wash your hands for 20secs then touch with bread – put into clear plastic bag.

Watch how the 3 pieces of bread change over a few days to a week. See images below.

If it is not possible to use 3 pieces of bread – watch this video to understand importance of washing hands in this kitchen science experiment

https://www.youtube.com/watch?v=AlOoDe7_RJg



Task 10 – Sharing & Division

- ❖ Clas 1 – Sharing – see ideas of practical sharing tasks below. *Practise some practical sharing tasks at home – such as sharing out an equal number of sweets / biscuits with your family*

Other ideas:

- share out pieces of Lego equally into two groups
- Count how many pieces of Lego in each group? Are they the same?

**Task 12 – Outdoor phonics**

Activity can be done indoors if weather is not suitable (on pieces of cardboard as seen in photo below)

Clas 1 phonics – c, m, d, s, a

Words from videos sent by Miss MacNeil on SeeSaw.

c – cas. m – muc. d – doras. s – sàbh. a – ad.

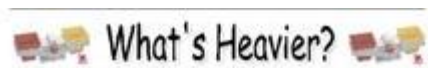
Clas 2 phonics: bh, mh, dh, gh, sh, th



















Task 13 – Measure - Weight

Find items round your house and compare the weight of them to an apple. Judge the weight by holding an apple in one hand and the other item in the other hand. Compare the weight of the items when they are in your hands. Use link to video below to learn maths vocabulary in connection with “weight”.

<https://drive.google.com/open?id=1Ue4weJSqxcZjMTHkk7h79PR53MUqdajS>

The header for the worksheet features the title "What's Heavier?" in a large, bold, black font. On either side of the title are small, colorful icons of various household items like a pencil, a paperclip, and a rubber band.

Fill in the circle under the item that is heavier.

 <input type="radio"/>	or	 <input type="radio"/>	 <input type="radio"/>	or	 <input type="radio"/>
 <input type="radio"/>	or	 <input type="radio"/>	 <input type="radio"/>	or	 <input type="radio"/>
 <input type="radio"/>	or	 <input type="radio"/>	 <input type="radio"/>	or	 <input type="radio"/>
 <input type="radio"/>	or	 <input type="radio"/>	 <input type="radio"/>	or	 <input type="radio"/>